

Motorcycle security: Survey of theft victims in South Australia

➤ Owner awareness of theft issues

61%

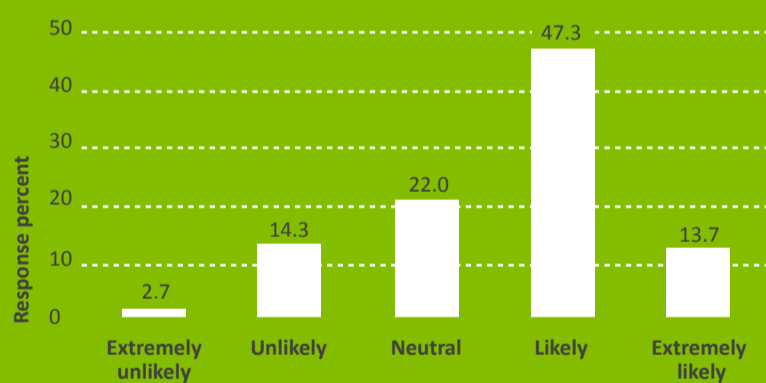
The majority of theft victims believed the risk of motorcycle theft to be likely or extremely likely (61 percent).

Victims under estimated the risk of theft from the home. Motorcycles were reported by victims as stolen from the residence in 73 percent of cases, yet when asked about the most likely theft location only 47 percent said at home.

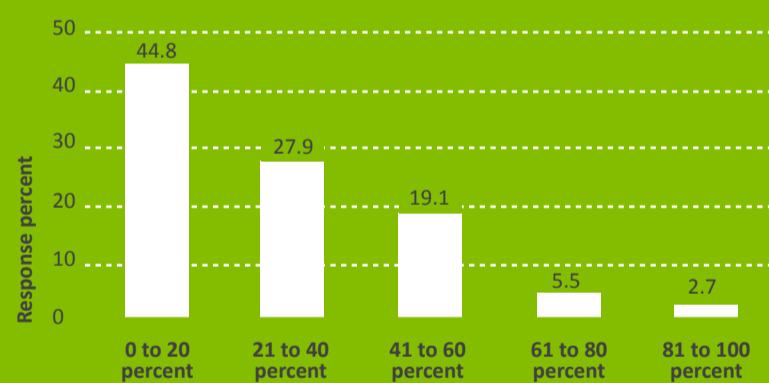
Victims were very pessimistic about the chance of a stolen motorcycle being recovered with 73 percent rating the likelihood of a stolen motorcycle being recovered at 40 percent or less.

- 723 owners who reported a motorcycle theft to police between 1 January 2013 and 31 August 2014 were surveyed about their awareness of theft risks and their security practises
- 186 responses received equating to a 26 percent response rate. Assuming a 95% confidence level the overall margin of error was 7 percent.

Perceived risk of a motorcycle being stolen



Perceived chance of stolen motorcycle being recovered



The perceived effectiveness of various security practises was varied. For example, steering locks were considered extremely or very effective by 32 percent of victims and 64 percent believed parking in a locked shed or garage was very effective.



> Security practises - Summary



The regular use of all types of security practises increased after theft for those that continued to ride. The increase was largest for chain with lock (from 22 percent before theft to 44 percent after theft) and locked shed (from 46 to 63 percent).

> Security practises before theft




One in eight theft victims did not regularly use security to protect their bike from theft.

A combination of two security measures were reportedly regularly used by 25 percent of victims, while 23 percent of victims regularly used a combination of three or more security measures.

Before theft, the most regular security practise used was parking in a locked shed (46 percent), engaging the bike steering lock (46 percent) and a chain with lock (22 percent). Devices such as disc locks (14 percent), disc locks with alarm (3 percent), and an alarm by itself (3 percent) were used less.

Scooter owners were less likely to regularly use a locked shed (20 percent) than off-road bike owners (63 percent).

Chain with lock was most frequently used by off-road bike owners (29 percent), followed by scooter owners (20 percent).



> Security practises at time of theft

21%

At time of theft, a fifth (21 percent) of victims had no security practices in place.

When security practises were in use, their level of usage was lower than their reported regular use prior to theft.

For example only 23 percent of bikes were in a locked shed at the time of theft, yet 46 percent of victims reported regularly storing their bike in a locked shed.

For victims that had **no security** practices in place at time of theft, they stated:

- > they had an old bike or 'just a scooter' and didn't realise the theft risk.
- > they had a bike that was not expensive.
- > they were not aware of security options and were never advised by their dealer to purchase any.
- > they did not like the inconvenience of carrying around a heavy chain.
- > that in one instance, they had been advised by their dealer to not purchase any security because offenders would do more damage removing the device.

Motorcycles were reported by victims as stolen from the residence in 73 percent of cases. This included 41 percent from the driveway or yard (without break-in to a shed or dwelling) and 32 percent involved a residential break-in (including shed or garage).

Motorcycles were reported by victims as stolen by using the keys in 9 percent of cases, including 5 percent where the keys were left in the bike.



> Security behaviour changes after theft

36%

After theft, 36 percent of victims completely stopped riding a motorcycle.

The regular use of all types of security practises increased after theft for those that continued to ride.

On average, the regular use of a combination of security practises generally increased after theft (from 1.7 practises before to 2.4 after).

Regular security practises used before and after theft, by number of practise combinations used



There was some discordance between the perceived effectiveness of various security practises and their regular usage after theft. For example, a disc lock with alarm was considered extremely or very effective by 61 percent of victims, yet only 6 percent regularly used one after theft.

The steering lock was engaged at the time of theft in 40 percent of cases, yet 85 percent still perceived them to be effective to some level.

Fifty one percent of theft victims were prepared to spend more than \$100 on a security device, with 27 percent prepared to spend over \$200. Eighteen percent said they were unlikely to spend any money on a security device, either because they had insurance cover or thought nothing could prevent a bike from being stolen.

For more information about this study please visit carsafe.com.au/motorcycle-security

